



## 2016 ezFrame Series Product Brochure

The ezFrame series offers several screen materials models



# ezFrame Series

The ezFrame series offers several screen materials models



Award winning Home Theater Screen with full tension uniformity

## Screen Material:

- Active 3D and 4K Ultra HD Ready on Cinewhite™, CineGrey, CineGrey 5D™, and AcousticPro A1080P3 materials
- Available in the following range of diagonal sizes:
  - 84" - 180" in 4:3 format
  - 84" - 200" in 16:9 format

## Design and Installation:

- Anodized black aluminum frame with black velour surfacing to enhance the appearance with the stylish masked border that absorbs projector light overshoot
- Easy to assemble and install in minutes
- Sliding wall mounts ensure the installation is properly centered

## Quality and Reliability:


- CineGrey 5D™ Screen Material: Flame Retardant- Complies with NFPA 701 Standards
- 2-year Parts & Labor manufacturer's warranty
- 3-year warranty offered through ENR-G program (Education, Non-Profit, Religious and Government)



Choose from CineWhite™, CineGrey, CineGrey 5D™, and AcousticPro1080P3.



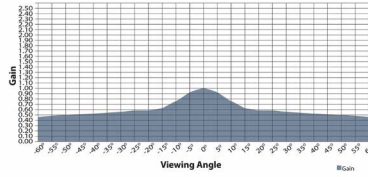
On axis 0° Gain: 1.1  
Viewing Cone: 180°



**CineWhite™** Tension Screen Material has a wide viewing Angle in 1.1 Gain, suitable for most applications including commercial and home theater presentations.



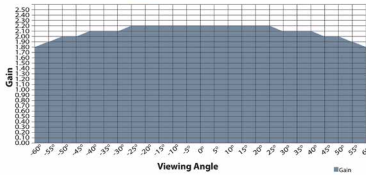
On axis 0° Gain: 1.0  
Viewing Cone: 160°



**CineGrey** Tension Screen Material is best for those using low contrast ratio (LCD) projectors in a home theater environment and need to improve picture black levels.



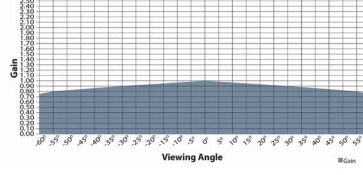
On axis 0° Gain: 2.2  
Viewing Cone: 160°



**WraithVeil Elite's** rear projection screen material comes in 2.2 high gain to be used in ambient light environments, such as tradeshow, meeting rooms, and outside evening presentations. Its special surface coating enhances color reproduction and black level reproduction with wide diffusion for multiple applications.



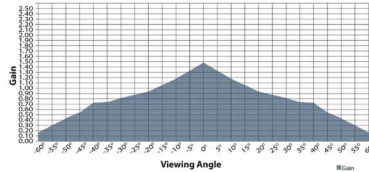
On axis 0° Gain: 1.0  
Viewing Cone: 180°



**AcousticPro1080P3** is an acoustically transparent front projection material. The angular weave eliminates the moire effect while presenting warm neutral colors for today's high definition 1080P (1920x1080) projectors. This material allows speaker placement behind while allowing an exceptional acoustically transparent performance.



On-axis 0° Gain: 1.5  
Viewing Cone: 80°




**CineGrey 5D™** is an ambient light rejecting front material for 2D and Active or Passive 3D Steroscopic presentations. The high gain/contrast properties improve the brightness and contrast levels in ambient light environments for both 2D and 3D.



Easily attached Frame Tension System, allows perfect tension uniformity with a simple procedure. Standard Black Backed Screen Material prevents light penetration for superior color reproduction.

(Not available on all material)



The aluminum Sliding Wall Brackets provide the installer with a simple solution to screen installation and adjustable horizontal centering.



Standard 2.36" Black Velvet Surfacd Frame enhances the perceived brightness of the projection image with superior contrast and color reproduction for sharper picture quality. Wide-Borders also absorb light overshoot to professionally matte your presentation.



"I found that it had a decent reflectivity to it, but didn't suffer too much from hot spotting (which obviously you would expect from a lower gain screen), nor did it have any sparkles or other anomalies to it. Elite certainly has a good idea here. Good performance, good build quality, and good features in a screen, for a lower price point."

AV Science, NY

By comparison, the Firehawk® screen tends to reject ambient light from the side, a little better than the ezFrame by Elite. (All's fair - an equivalent Firehawk fixed wall projector screen is much over but yellows did appear just a touch stronger than on the Firehawk®. This was very close and not an issue. Overall color was very good. With a 100" 16:9 Elite ezFrame screen selling for about half of a Da-Lite Cinema Contour with ProTrim (their fancy velourish border), and barely a 1/3 of a Stewart Luxus Deluxe, it allows home theater people to own an attractive looking fixed wall screen, with good performance, at a price that simply isn't available from the larger established brands.

Art Feierman / Projectorreviews.com



**ezFrame Series**

Model	Screen Diag. & Aspect Ratio	View Height-Chord (in)	View Width-Chord (in)	View Height (cm)	View Width (cm)	N.W. (lbs.)	G.W. (lbs.)	N.W. (kgs)	G.W. (Kgs)	Packaging Dimensions (LxHxW)	Gain	Screen Material
R84WV1	84" (4:3)	50.0	67.0	127.0	170.2	23.4	34.8	10.6	15.8	59.4"x4.6"x12.5"	1.1	CineWhite™
R92WV1	92"(4:3)	55.2	73.6	140.2	186.9	26.0	38.0	11.8	17.3	64.21"x4.76"x12.52"	1.1	CineWhite™
R100WV1	100"(4:3)	60.0	80.0	152.4	203.2	27.9	38.4	12.7	17.5	69.1"x4.6"x 12.5"	1.1	CineWhite™
R120WV1	120"(4:3)	67.7	98.6	172.0	250.4	33.2	42.3	15.1	19.2	81.1"x4.6"x12.5"	1.1	CineWhite™
R135WV1	135"(4:3)	81.0	108.0	205.7	274.3	37.5	54.3	17.0	24.7	90.2"x4.6"x12.5"	1.1	CineWhite™
R150WV1	150"(4:3)	90.0	120.0	228.6	304.8	45.8	59.0	20.8	26.8	99.2"x4.6"x12.5"	1.1	CineWhite™
R200WV1	200"(4:3)	120.0	160.0	304.8	406.4	50.7	71.7	23.1	32.6	129"x4.6"x12.5"	1.1	CineWhite™
R92WH1	92"(16:9)	45.0	79.9	114.3	202.9	24.3	32.0	11.0	14.5	54.7"x4.6"x12.5"	1.1	CineWhite™
R100WH1	100" (16:9)	49.0	87.0	124.5	221.0	25.8	36.4	11.7	16.5	58"x4.6"x12.5"	1.1	CineWhite™
R106WH1	106" (16:9)	51.9	92.2	131.8	234.2	27.8	37.5	12.6	17.0	61"x4.6"x12.5"	1.1	CineWhite™
R110WH1	110" (16:9)	54.0	96.0	137.2	243.8	28.7	38.6	13.0	17.5	63"x4.6"x12.5"	1.1	CineWhite™
R84DHD5	84"(16:9)	41.4	73.3	105.2	186.2	37.0	59.1	16.8	26.8	58.9"x10.6"x12.2"	1.5	CineGrey 5D™
R92DHD5	92"(16:9)	45.0	79.9	124.0	221.0	20.1	29.3	9.1	13.3	54.3"x7.28"x15"	1.5	CineGrey 5D™
R100DHD5	100"(16:9)	49.0	87.0	124.5	221.0	25.8	36.7	11.7	16.7	58"x4.6"x12.5"	1.5	CineGrey 5D™
R110DHD5	110"(16:9)	54.0	96.0	137.2	243.8	28.7	38.6	13.0	17.5	63"x4.6"x12.5"	1.5	CineGrey 5D™
R120DHD5	120"(16:9)	58.5	104.0	148.6	264.2	26.7	41.4	12.1	18.8	68"x4.6"x12.5"	1.5	CineGrey 5D™
R135DHD5	135"(16:9)	66.2	117.7	168.1	299.0	34.8	47.4	15.8	21.6	75"x4.6"x12.6"	1.5	CineGrey 5D™
R150DHD5	150"(16:9)	73.6	130.7	186.9	332.0	38.6	48.1	17.5	21.8	82.8"x4.6"x12.5"	1.5	CineGrey 5D™
R165DHD5	165"(16:9)	80.9	143.8	205.5	365.3	36.2	53.8	16.4	24.4	90.6"x11.8"x13.4"	1.5	CineGrey 5D™
R180DHD5	180"(16:9)	88.2	156.9	224.0	398.5	41.0	61.7	18.6	28.0	98.4"x11.8"x13.4"	1.5	CineGrey 5D™
R200DHD5	200"(16:9)	98.0	173.1	248.9	439.7	43.2	67.9	19.6	30.8	107.9"x11.8"x13.4"	1.5	CineGrey 5D™
R120RH1	120"(16:9)	59.0	104.7	167.6	297.2	30.5	44.0	13.9	20.0	68"x4.6"x12.5"	2.2	WraithVeil
R84WH1-A1080P3	84"(16:9)	41.1	73.0	104.4	185.4	22.9	28.9	10.4	13.1	50.5"x4.6"x12.5"	1.0	AcousticPro1080P3
R92WH1-A1080P3	92"(16:9)	45.0	79.9	124.0	221.0	24.3	32.0	11.0	14.5	54.7"x4.6"x12.5"	1.0	AcousticPro1080P3
R100WH1-A1080P3	100"(16:9)	49.0	87.0	124.5	221.0	25.8	36.4	11.7	16.5	58"x4.6"x12.5"	1.0	AcousticPro1080P3
R110WH1-A1080P3	110"(16:9)	54.0	96.0	137.2	243.8	28.7	40.8	13.0	18.5	65"x4.6"x12.5"	1.0	AcousticPro1080P3
R120WH1-A1080P3	120"(16:9)	58.9	104.7	149.1	265.9	30.5	40.8	13.8	20.0	68"x4.6"x12.5"	1.0	AcousticPro1080P3
R135WH1-A1080P3	135"(16:9)	66.2	117.7	167.6	297.2	36.4	45.2	16.5	22.5	75.6"x4.6"x12.5"	1.0	AcousticPro1080P3
R150WH1-A1080P3	150"(16:9)	73.6	130.7	186.9	332.0	42.8	55.9	18.5	25.5	82.8"x4.6"x12.5"	1.0	AcousticPro1080P3

## ezFrame Dimensions Table

Model	Screen Diag. & Aspect Ratio	Overall Width (A)	View Width (A1)	Overall Height (B)	View Height (B1)	Frame Width (C)	Frame Thickness (D)
R84WV1	84" (4:3)	1826	1707	1400	1280	61	41
R92WV1	92"(4:3)	1989	1869	1521	1402	61	41
R100WV1	100"(4:3)	2149	2029	1641	1519	61	41
R120WV1	120"(4:3)	2621	2504	1839	1720	61	41
R135WV1	135"(4:3)	2860	2741	2179	2060	61	41
R150WV1	150"(4:3)	3170	3051	2410	2291	61	41
R200WV1	200"(4:3)	4183	4064	3167	3048	61	41
R92WH1	92"(16:9)	2149	2029	1270	1151	61	41
R100WH1	100"(16:9)	2329	2210	1359	1240	61	41
R106WH1	106" (16:9)	2461	2342	1440	1321	61	41
R110WH1	110" (16:9)	2555	2436	1491	1369	61	41
R84DHD5	84"(16:9)	1981	1862	1171	1052	61	41
R92DHD5	92"(16:9)	2149	2029	1270	1151	61	41
R100DHD5	100"(16:9)	2329	2210	1359	1240	61	41
R110DHD5	110"(16:9)	2555	2436	1491	1369	61	41
R120DHD5	120"(16:9)	2779	2659	1610	1491	61	41
R135DHD5	135"(16:9)	3109	2990	1801	1679	61	41
R150DHD5	150"(16:9)	3439	3320	1989	1869	61	41
R165DHD5	165"(16:9)	3772	3653	2174	2055	61	41
R180DHD5	180"(16:9)	4105	3985	2360	2240	61	41
R200DHD5	200"(16:9)	4519	4397	2611	2489	61	41
R120RH1	120"(16:9)	2779	2659	1610	1491	61	41
R84WH1-A1080P3	84"(16:9)	1981	1862	1171	1052	61	41
R92WH1-A1080P3	92"(16:9)	2149	2029	1270	1151	61	41
R100WH1-A1080P3	100"(16:9)	2329	2210	1359	1240	61	41
R110WH1-A1080P3	110"(16:9)	2555	2436	1491	1369	61	41
R120WH1-A1080P3	120"(16:9)	2779	2659	1610	1491	61	41
R135WH1-A1080P3	135"(16:9)	3109	2990	1801	1679	61	41
R150WH1-A1080P3	150"(16:9)	3439	3320	1989	1869	61	41

Unit: mm

**ezFrame Dimensions Table**

Model	Screen Diag. & Aspect Ratio	Overall Width (A)	View Width (A1)	Overall Height (B)	View Height (B1)	Frame Width (C)	Frame Thickness (D)
R84WV1	84" (4:3)	71.9	67.2	55.1	50.4	2.4	1.6
R92WV1	92"(4:3)	78.3	73.6	59.9	55.2	2.4	1.6
R100WV1	100"(4:3)	84.6	79.9	64.6	59.8	2.4	1.6
R120WV1	120"(4:3)	103.2	98.6	72.4	67.7	2.4	1.6
R135WV1	135"(4:3)	112.6	107.9	85.8	81.1	2.4	1.6
R150WV1	150"(4:3)	124.8	120.1	94.9	90.2	2.4	1.6
R200WV1	200"(4:3)	164.7	160.0	124.7	120.0	2.4	1.6
R92WH1	92"(16:9)	84.6	79.9	50.0	45.3	2.4	1.6
R100WH1	100"(16:9)	91.7	87.0	53.5	48.8	2.4	1.6
R106WH1	106"(16:9)	96.9	92.2	56.7	52.0	2.4	1.6
R110WH1	110"(16:9)	100.6	95.9	58.7	53.9	2.4	1.6
R84DHD5	84"(16:9)	78.0	73.3	46.1	41.4	2.4	1.6
R92DHD5	92"(16:9)	84.6	79.9	50.0	45.3	2.4	1.6
R100DHD5	100"(16:9)	91.7	87.0	53.5	48.8	2.4	1.6
R110DHD5	110"(16:9)	100.6	95.9	58.7	53.9	2.4	1.6
R120DHD5	120"(16:9)	109.4	104.7	63.4	58.7	2.4	1.6
R135DHD5	135"(16:9)	122.4	117.7	70.9	66.1	2.4	1.6
R150DHD5	150"(16:9)	135.4	130.7	78.3	73.6	2.4	1.6
R165DHD5	165"(16:9)	148.5	143.8	85.6	80.9	2.4	1.6
R180DHD5	180"(16:9)	161.6	156.9	92.9	88.2	2.4	1.6
R200DHD5	200"(16:9)	177.9	173.1	102.8	98.0	2.4	1.6
R120RH1	120"(16:9)	109.4	104.7	63.4	58.7	2.4	1.6
R84WH1-A1080P3	84"(16:9)	75.9	71.2	49.2	44.5	2.4	1.6
R92WH1-A1080P3	92"(16:9)	84.6	79.9	50.0	45.3	2.4	1.6
R100WH1-A1080P3	100"(16:9)	91.7	87.0	53.5	48.8	2.4	1.6
R110WH1-A1080P3	110"(16:9)	100.6	95.9	58.7	53.9	2.4	1.6
R120WH1-A1080P3	120"(16:9)	109.4	104.7	63.4	58.7	2.4	1.6
R135WH1-A1080P3	135"(16:9)	122.4	117.7	70.9	66.1	2.4	1.6
R150WH1-A1080P3	150"(16:9)	135.4	130.7	78.3	73.6	2.4	1.6

Unit: inch

The listed measurements are for general reference only. Please contact Elite Screens to verify product design and dimensions before attempting to integrate its products with any structural or furniture modification. Although a manufacturer may offer product advice, it may be taken or disregarded at the integrator's discretion. Elite Screens will not be held responsible or be otherwise liable for faulty installations.

